

A•B•C Touch & Flip® Cards

A•B•C Touch & Flip Cards engage Pre-K students with fun, hands-on activities. These delightful cards reinforce good letter formation habits, enable capital and lowercase letter recognition, and promote letter memory.

A•B•C Touch & Flip Cards

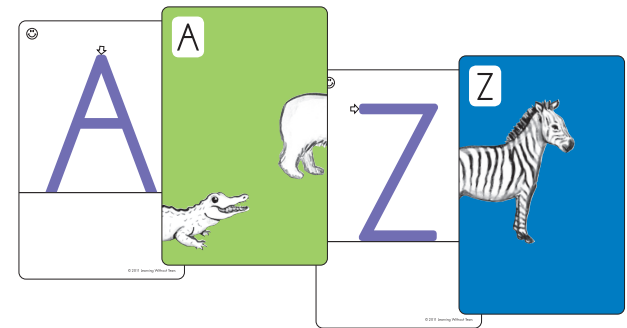
Take a look at the A•B•C Touch & Flip Cards. Imagine the hands-on learning opportunities for children.

- **27 Picture Cards**
 - Alphabetical animal puzzle on one side
 - Capitals to touch and trace on the other (arrows indicate starting point and direction)
 - Colors to sort alphabet into beginning, middle, and end sections
- **26 Letter Cards**
 - Capitals to match on one side
 - Lowercase letters to match on the other

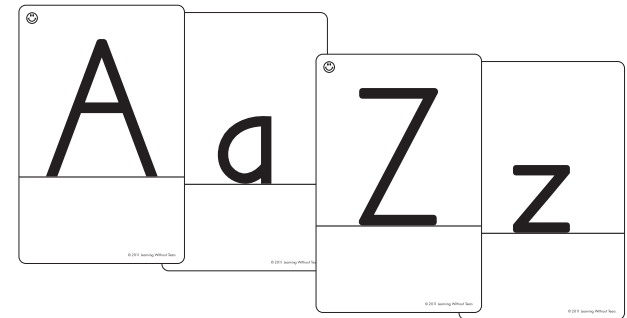
A smiley face ☺ in the top left corner helps children know that a card is right side up.

Explore

In each activity, additional opportunities extend children's capital and lowercase letter knowledge and awareness.



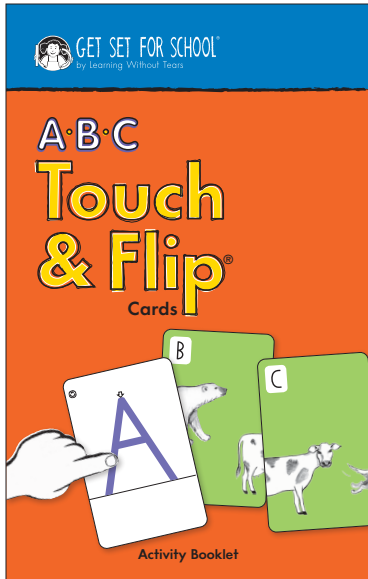
Picture Cards



Letter Cards

Look What We're Learning

We're learning letters, animals, and much more! See the bottom of each activity for the specific skills addressed.


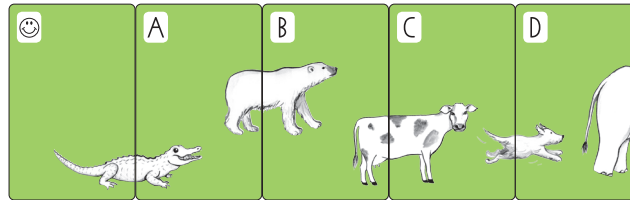
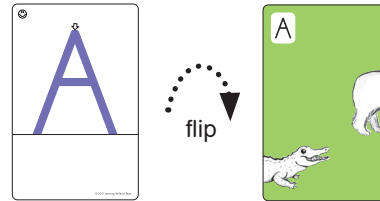


Pictures and Letters

Children flip cards to show a picture or letter. Then they build a puzzle.

Get Started:

Picture Cards (arranged randomly)



Activity

Let's put together a puzzle.

- Show capital A. **This is capital A.** Flip the card. **This green side shows capital A and a picture.** Let's put the animals right side up.
- Flip the cards to the green side.
- Find the card with a smiley face in the corner. It also shows an alligator's tail. **Where is the alligator's head?** Align the cards, then guide children as they put the rest of the green Picture Cards together.
- After the animals are placed correctly, point to the first animal. **Alligator begins with A.** Have children take turns saying the letter and the name of each animal. (See page 14 for a complete list of animal names.)

Explore

Group children by the first letter of their names. A–Hs assemble the green puzzle, I–Qs the yellow puzzle, and R–Zs the blue puzzle.

Look What We're Learning

Alphabet Knowledge

- Recognize and name capital letters
- Differentiate between print symbols and pictures
- Place letters and pictures right side up